



FOURTH QUARTER

2020 Fixed Income Supplemental




The Hub Hillcrest Market
San Diego, CA



Village Plaza
Raleigh, NC

Brick Walk
Bridgeport, CT



Pinecrest Place
Miami, FL

Woodway Collection
Houston, TX

Belmont Chase
Ashburn, VA

Murrayhill Marketplace
Portland, OR

Fourth Quarter and Full Year 2020 Highlights

- Reported Nareit FFO for the fourth quarter of \$0.76 per diluted share; one-time items include a write-off of development pursuit costs of \$0.05 per diluted share, a swap breakage charge of \$0.02 per diluted share, and a write-off of straight line rents receivable of \$0.04 per diluted share
 - Nareit FFO also reflects uncollectible lease income of \$0.10 per diluted share, primarily related to the COVID-19 pandemic
- Same property Net Operating Income (“NOI”), excluding termination fees, decreased 10.5% during the fourth quarter and 11.6% during the full year 2020, respectively, from prior periods driven primarily by a higher rate of uncollectible lease income due to the COVID-19 pandemic
- Realized percent leased of 92.9% in the same property portfolio as of December 31, 2020
- Collected 92% of fourth quarter pro-rata base rent, as of February 8, 2021
- Executed 1.7 million square feet of new and renewal leases in the fourth quarter at a blended rent spread of +0.6%, and executed 5.9 million square feet of new and renewal leases in the full year 2020 at a blended rent spread of +2.2%
- Started over \$124 million of development and redevelopment projects, and completed over \$71 million of projects with a stabilized yield of 8%, during the full year 2020
- Completed property dispositions of \$77.8 million and non-income producing land sales of \$8.1 million, each at Regency’s share, during the fourth quarter. Completed property and outparcel dispositions of \$190.8 million at a cap rate of 5.7% and non-income producing land sales of \$18.6 million, all at Regency’s share, during the full year 2020
- Realized pro-rata net debt-to-operating EBITDAre of 6.0x at December 31, 2020

Subsequent Highlights

- Subsequent to year-end, closed on the sale of one shopping center for a gross sales price of \$9.0 million, and one non-income producing asset for \$29.4 million, both at Regency's share
- On January 15, 2021, repaid the \$265 million term loan originally due January 2022 (the "Term Loan") using cash available, leaving no unsecured debt maturities until 2024
- On January 27, 2021, Regency issued its first TCFD Climate Change Risk Report, illustrating the Company's continued commitment to corporate responsibility and transparency
- On February 9, 2021, closed on an amended and restated \$1.25 billion revolving credit facility maturing March 23, 2025, replacing the existing revolving credit facility
- On February 10, 2021, Regency's Board of Directors (the "Board") declared a quarterly cash dividend on the Company's common stock of \$0.595 per share
- Included on Newsweek's Most Responsible Companies List 2021 for the second year in a row

COVID-19 Business Update

- As of January 31, 2021, approximately 97% of the Company's tenants were open based on pro-rata Annual Base Rent ("ABR"), although governmental restrictions on specific tenant businesses can change daily.
- As of January 31, 2021, the Company had executed rent deferral agreements on over 1,600 leases, with total deferred rent of \$40.8 million. A majority of the rent under executed deferral agreements is required to be repaid during 2021.
- As of February 8, 2021, the Company collected 92% of fourth quarter pro-rata base rent, in addition to 1% subject to executed deferral agreements.
- The Company also continues to make progress on second and third quarter receivables. As of February 8, 2021, the Company collected 79% and 89% of second and third quarter pro-rata base rent, respectively. The Company has also signed deferral agreements for 12% and 4%, respectively, of second and third quarter pro-rata base rent.

A "Business Update" presentation is posted on our website at investors.regencycenters.com, and includes additional information regarding COVID-19 impacts.

Credit Ratings and Select Ratios

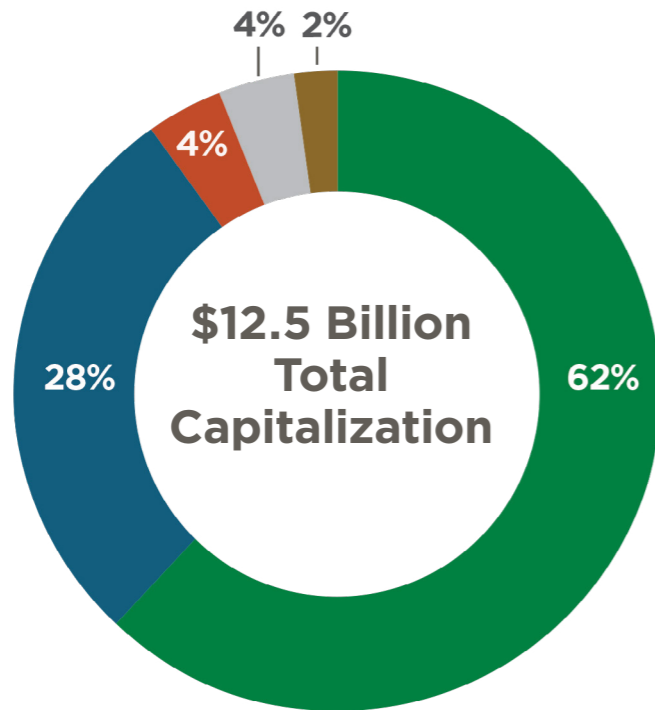
Unsecured Public Debt Covenants					
	Required	12/31/20	9/30/20	6/30/20	3/31/20
Fair Market Value Calculation Method Covenants⁽ⁱ⁾⁽ⁱⁱ⁾					
Total Consolidated Debt to Total Consolidated Assets	≤ 65%	29%	30%	31%	31%
Secured Consolidated Debt to Total Consolidated Assets	≤ 40%	3%	4%	4%	4%
Consolidated Income for Debt Service to Consolidated Debt Service	≥ 1.5x	4.2x	4.3x	4.3x	5.1x
Unencumbered Consolidated Assets to Unsecured Consolidated Debt	>150%	345%	344%	328%	327%

Credit Ratings			
Agency	Credit Rating	Outlook	Date
S&P	BBB+	Stable	4/6/20
Moody's	Baa1	Stable	4/20/20

i. For a complete listing of all Debt Covenants related to the Company's Senior Unsecured Notes, as well as definitions of the above terms, please refer to the Company's filings with the Securities and Exchange Commission.
 ii. Current period debt covenants are finalized and submitted after the Company's most recent Form 10-Q or Form 10-K filing.

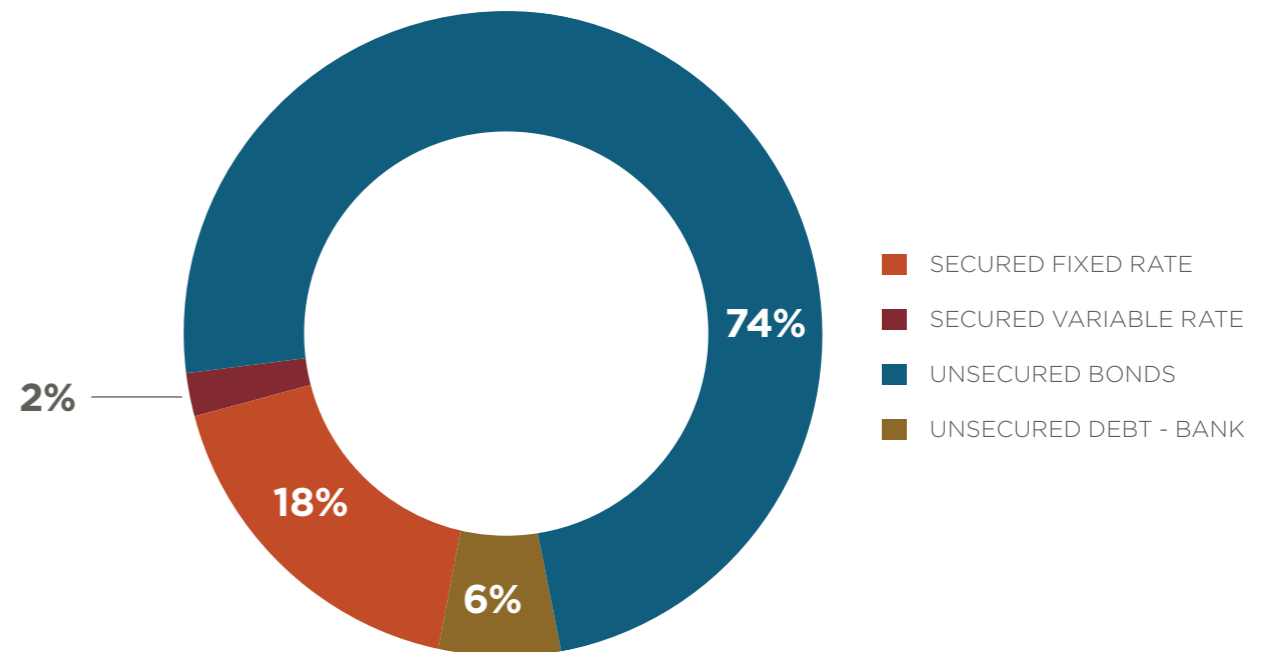
Capital Structure & Liquidity Profileⁱ

Capital Structure
(% of total capitalization)



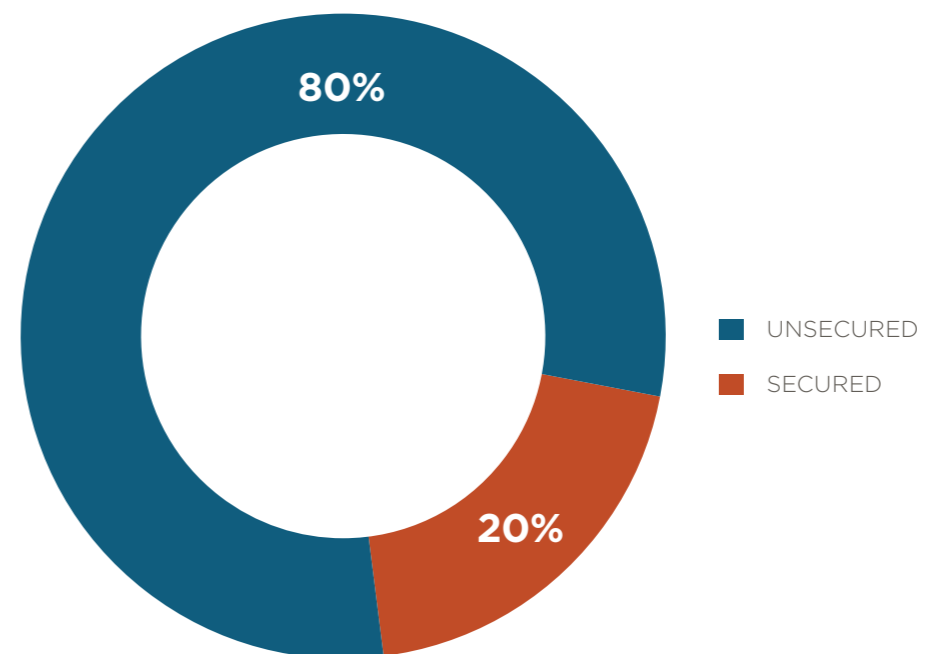
- EQUITY
- UNSECURED DEBT - BONDS
- UNCONSOLIDATED DEBT - SECURED
- CONSOLIDATED DEBT - SECURED
- UNSECURED DEBT - TERM

Debt Composition
Pro-Rata



- SECURED FIXED RATE
- SECURED VARIABLE RATE
- UNSECURED BONDS
- UNSECURED DEBT - BANK

Secured vs. Unsecured



- UNSECURED
- SECURED

Liquidity Profile (\$ millions)

	12/31/20
Unsecured Credit Facility - Committed	1,250
Balance Outstanding	-
Undrawn Portion of Credit Facility	1,250
Cash, Cash Equivalents & Marketable Securities	378
Total Liquidity	1,628

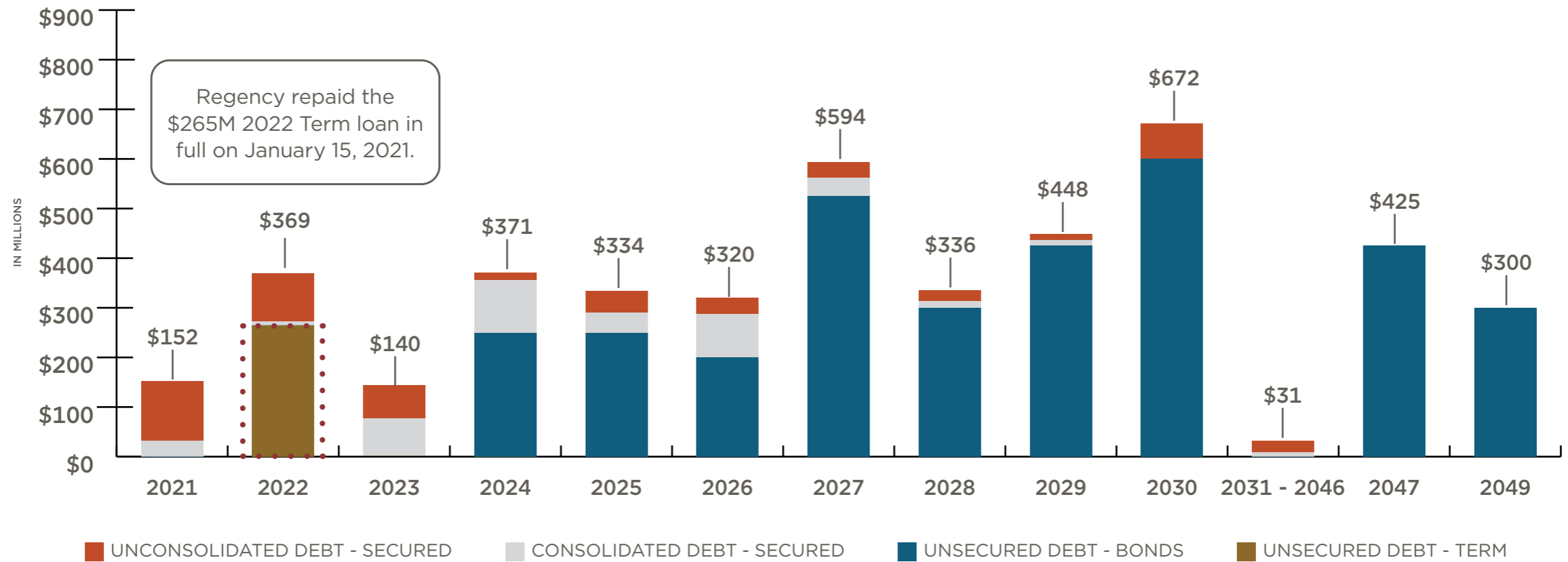
i. Subsequent to quarter end, Regency paid down the 2022 term loan in full and paid the Q4 2020 dividend

Maturity Schedule

A Well-Laddered Maturity Schedule

Debt Maturity Profile as of December 31, 2020

(Cash Balance: \$378M)



Wtd Avg Interest Rate: 3.7%

Wtd Avg Yrs to Maturity: 9+ Yrs

Total Pro Rata Debt: \$4.5B

Follow us

Fourth Quarter 2020 Earnings Conference Call

Friday, February 12th, 2021

Time: 12:00 PM ET

Dial#: 877-407-0789 or 201-689-8562

Webcast: investors.regencycenters.com

Contact Information: Christy McElroy
Senior Vice President, Capital Markets
904-598-7616
ChristyMcElroy@RegencyCenters.com

Forward-Looking Statements

Certain statements in this document regarding anticipated financial, business, legal or other outcomes including business and market conditions, outlook and other similar statements relating to Regency's future events, developments, or financial or operational performance or results, are "forward-looking statements" made pursuant to the safe harbor provisions of the Private Securities Litigation Reform Act of 1995 and other federal securities laws. These forward-looking statements are identified by the use of words such as "may," "will," "should," "expect," "estimate," "believe," "intend," "forecast," "anticipate," "guidance," and other similar language. However, the absence of these or similar words or expressions does not mean a statement is not forward-looking. While we believe these forward-looking statements are reasonable when made, forward-looking statements are not guarantees of future performance or events and undue reliance should not be placed on these statements. Although we believe the expectations reflected in any forward-looking statements are based on reasonable assumptions, we can give no assurance these expectations will be attained, and it is possible actual results may differ materially from those indicated by these forward-looking statements due to a variety of risks and uncertainties. Our operations are subject to a number of risks and uncertainties including, but not limited to, those Risk factors described in our SEC filings. When considering an investment in our securities, you should carefully read and consider these risks, together with all other information in our Annual Reports on Form 10-K, Quarterly Reports on Form 10-Q and our other filings and submissions to the SEC. If any of the events described in the risk factors actually occur, our business, financial condition or operating results, as well as the market price of our securities, could be materially adversely affected. Forward-looking statements are only as of the date they are made, and Regency undertakes no duty to update its forward-looking statements except as required by law. These risks and events include, without limitation:

Risks Related to the COVID-19 Pandemic

Pandemics or other health crises, such as the COVID-19 pandemic, may adversely affect our tenants' financial condition, the profitability of our properties, and our access to the capital markets and could have a material adverse effect on our business, results of operations, cash flows and financial condition.

Risk Factors Related to Operating Retail-Based Shopping Centers

Economic and market conditions may adversely affect the retail industry and consequently reduce our revenues and cash flow, and increase our operating expenses. Shifts in retail trends, sales, and delivery methods between brick and mortar stores, e-commerce, home delivery, and curbside pick-up may adversely impact our revenues and cash flows. Changing economic and retail market conditions in geographic areas where our properties are concentrated may reduce our revenues and cash flow. Our success depends on the continued presence and success of our "anchor" tenants. A significant percentage of our revenues are derived from smaller "shop space" tenants and our net income may be adversely impacted if our smaller shop tenants are not successful. We may be unable to collect balances due from tenants in bankruptcy. Many of our costs and expenses associated with operating our properties may remain constant or increase, even if our lease income decreases. Compliance with the Americans with Disabilities Act and fire, safety and other regulations may have a negative effect on us.

Risk Factors Related to Real Estate Investments

Our real estate assets may decline in value and be subject to impairment losses which may reduce our net income. We face risks associated with development, redevelopment and expansion of properties. We face risks associated with the development of mixed-use commercial properties. We face risks associated with the acquisition of properties. We may be unable to sell properties when desired because of market conditions. Changes in tax laws could impact our acquisition or disposition of real estate.

Risk Factors Related to the Environment Affecting Our Properties

Climate change may adversely impact our properties directly, and may lead to additional compliance obligations and costs as well as additional taxes and fees. Geographic concentration of our properties makes our business more vulnerable to natural disasters, severe weather conditions and climate change. Costs of environmental remediation may impact our financial performance and reduce our cash flow.

Risk Factors Related to Corporate Matters

An uninsured loss or a loss that exceeds the insurance coverage on our properties may subject us to loss of capital and revenue on those properties. Failure to attract and retain key personnel may adversely affect our business and operations. The unauthorized access, use, theft or destruction of tenant or employee personal, financial or other data or of Regency's proprietary or confidential information stored in our information systems or by third parties on our behalf could impact our reputation and brand and expose us to potential liability and loss of revenues.

Risk Factors Related to Our Partnerships and Joint Ventures

We do not have voting control over all of the properties owned in our co-investment partnerships and joint ventures, so we are unable to ensure that our objectives will be pursued. The termination of our partnerships may adversely affect our cash flow, operating results, and our ability to make distributions to stock and unit holders.

Risk Factors Related to Funding Strategies and Capital Structure

Our ability to sell properties and fund acquisitions and developments may be adversely impacted by higher market capitalization rates and lower NOI at our properties which may dilute earnings. We depend on external sources of capital, which may not be available in the future on favorable terms or at all. Our debt financing may adversely affect our business and financial condition. Covenants in our debt agreements may restrict our operating activities and adversely affect our financial condition. Increases in interest rates would cause our borrowing costs to rise and negatively impact our results of operations. Hedging activity may expose us to risks, including the risks that a counterparty will not perform and that the hedge will not yield the economic benefits we anticipate, which may adversely affect us. The interest rates on our Unsecured Credit facilities as well as on our variable rate mortgages and interest rate swaps might change based on changes to the method in which LIBOR or its replacement rate is determined.

Risk Factors Related to the Market Price for Our Securities

Changes in economic and market conditions may adversely affect the market price of our securities. There is no assurance that we will continue to pay dividends at historical rates.

Risk Factors Relating to the Company's Qualification as a REIT

If the Parent Company fails to qualify as a REIT for federal income tax purposes, it would be subject to federal income tax at regular corporate rates. Dividends paid by REITs generally do not qualify for reduced tax rates. Certain foreign stockholders may be subject to U.S. federal income tax on gain recognized on a disposition of our common stock if we do not qualify as a "domestically controlled" REIT. Legislative or other actions affecting REITs may have a negative effect on us. Complying with REIT requirements may limit our ability to hedge effectively and may cause us to incur tax liabilities.

Risks Related to the Company's Common Stock

Restrictions on the ownership of the Parent Company's capital stock to preserve its REIT status may delay or prevent a change in control. The issuance of the Parent Company's capital stock may delay or prevent a change in control. Ownership in the Parent Company may be diluted in the future.

Non-GAAP disclosure

We believe these non-GAAP measures provide useful information to our Board of Directors, management and investors regarding certain trends relating to our financial condition and results of operations. Our management uses these non-GAAP measures to compare our performance to that of prior periods for trend analyses, purposes of determining management incentive compensation and budgeting, forecasting and planning purposes.

We do not consider non-GAAP measures an alternative to financial measures determined in accordance with GAAP. The principal limitation of these non-GAAP financial measures is they may exclude significant expense and income items that are required by GAAP to be recognized in our consolidated financial statements. In addition, they reflect the exercise of management's judgment about which expense and income items are excluded or included in determining these non-GAAP financial measures. In order to compensate for these limitations, reconciliations of the non-GAAP financial measures we use to their most directly comparable GAAP measures are provided. Non-GAAP financial measures should not be relied upon in evaluating the financial condition, results of operations or future prospects of the Company.

Nareit FFO is a commonly used measure of REIT performance, which the National Association of Real Estate Investment Trusts ("Nareit") defines as net income, computed in accordance with GAAP, excluding gains on sale and impairments of real estate, net of tax, plus depreciation and amortization, and after adjustments for unconsolidated partnerships and joint ventures. Regency computes Nareit FFO for all periods presented in accordance with Nareit's definition. Since Nareit FFO excludes depreciation and amortization and gains on sales and impairments of real estate, it provides a performance measure that, when compared year over year, reflects the impact on operations from trends in occupancy rates, rental rates, operating costs, acquisition and development activities, and financing costs. This provides a perspective of the Company's financial performance not immediately apparent from net income determined in accordance with GAAP. Thus, Nareit FFO is a supplemental non-GAAP financial measure of the Company's operating performance, which does not represent cash generated from operating activities in accordance with GAAP; and, therefore, should not be considered a substitute measure of cash flows from operations. The Company provides a reconciliation of Net Income Attributable to Common Stockholders to Nareit FFO.

Core Operating Earnings is an additional performance measure that excludes from Nareit FFO: (i) transaction related income or expenses (ii) gains or losses from the early extinguishment of debt; (iii) certain non-cash components of earnings derived from above and below market rent amortization, straight-line rents, and amortization of mark-to-market of debt adjustments; and (iv) other amounts as they occur. The Company provides a reconciliation of Net Income to Nareit FFO to Core Operating Earnings.